



Copyright © 2001 by Michele Welton. Published in the United States of America.

All rights reserved. No part of this book may be copied, reproduced, transmitted, or used in any form or by any means, electronic, mechanical, recording, or otherwise, without the prior written permission of the author.

## The Dreaded Disclaimer

The information in this eBook is provided for educational purposes only. I make no warranties or guarantees, express or implied, as to its accuracy or usefulness for your particular dog. This information is what I do or would do with my own dogs. I accept no liability for the content of this eBook, or for the consequences of any actions taken on the basis of the information provided.

If you have an aggressive dog who has growled, shown his teeth, or bitten you or anyone else, you should get professional help.

## About the Author



My name is Michele Welton, and I've been a "dog person" for almost 30 years.

### Trainer and Competitor

I trained my first German Shepherd when I was 14 years old. Since then I've trained, shown, and titled many other breeds (Beauceron, Norwegian Elkhound, Beagle, Italian Greyhound, Poodle, Chihuahua) in competitive obedience, agility, herding, tracking, schutzhund, and conformation events.

### Instructor and Behavioral Consultant

In Southern California I founded The Canine Advisory, where I was head obedience instructor and breed selection consultant. My advice on choosing, raising, and training dogs was featured on the Orange County TV News Channel and in the Orange County Register newspaper.


### Author of Pet Care Books

My true passion is writing. I'm the author of:



#### **Your Purebred Puppy: A Buyer's Guide**

Published by Henry Holt & Company, 1990. This breed selection guide sold over 50,000 copies across the United States and Canada. By the year 2000, a lot had changed in the world of purebred dogs, so I was delighted when my publisher asked me for a Revised Edition!




#### **Your Purebred Puppy: A Buyer's Guide, Second Edition**

Published by Henry Holt & Company, 2000. This 320-page book is the **best breed selection guide** you'll ever find! You'll learn all about the temperament and behavior of 200 dog breeds, so you can choose and buy the perfect breed for your family. Visit <http://www.yourpurebredpuppy.com>



### **Your Pet Bird**

Published by Henry Holt & Company, 1994. This hardcover book includes beautiful color photos and profiles of the parrots and songbirds most commonly kept as pets. You'll soon be able to read this book **FREE** on my upcoming web site about pet birds.



### **Your Purebred Kitten**

Published by Henry Holt & Company, 1995. Profiles of over 35 breeds, from Abyssinians to Turkish Vans. I'm also going to make this book available **FREE** on my future web site about cats. Coming soon!

## Web Designer and Webmaster



Visit my web site at

<http://www.yourpurebredpuppy.com> and learn how to choose and raise your dog!

## Table of Contents

Introduction: [Is Your Breed Smart?](#)

Ch. 1: [How to Tell If Your Dog Is Smart](#)

Ch. 2: [How to Tell If Your Dog Is Not-So-Smart](#)

Ch. 3: [Test Your Dog's IQ](#)

Ch. 4: [What Your Dog's Score Means](#)

Ch. 5: [If Your Dog Scored High](#)

Ch. 6: [If Your Dog Scored Low](#)

Ch. 7: [If Your Dog Scored Average](#)

Ch. 8: [For More Information On Dog Intelligence](#)

## Introduction: Is Your Breed Smart?

Is your breed smart? Really, now. Have you ever read any book or article about any breed of dog, where the article was written by people who love that breed, and that book or article admitted, "Our breed is sort of dumb?"



Nope. You read the same thing in every dog book:

***"The Miniature Curlyhaired Pumpkinhead is an extremely intelligent breed."***

### Balderdash.

There are a few dog breeds in which superior reasoning skills have been genetically built into the breed for generations. Almost without exception these breeds were developed to be **working dogs**. They herded livestock, guarded their owner's home, hunted for birds, game animals, or vermin. Such work required greater intelligence than was required by breeds developed to be companions or lapdogs.



### Aside from these working breeds, intelligence varies like this...

- Some individuals are geniuses.
- Some are bright.
- Some are average.
- Some are below average.
- And some poor souls couldn't hit water if they fell out of a boat.



---

**"Oh, lucky me! I have one of the geniuses!"**

**Are you sure?**

- Some breeders and owners claim intelligence when their dog is simply

acting from instinct or stumbles upon the solution to a problem accidentally.

- Some breeders and owners claim intelligence ("He's too smart for me!") when their dog is simply being dominant or disobedient.
- And some breeders and owners claim high intelligence **for their entire breed...**

Then you find out that this breed **is the only breed they have any experience with.** Even worse, they haven't done any **real training** with their breed. They simply exhibit at dog shows, which are beauty contests based on structure, grooming, coat and color, and proper gait. Intelligence and trainability matter not a whit at dog shows.



## Now, such an opinion isn't very objective, is it?

Evaluations about intelligence are much more accurate when:

- You've worked with hundreds of dogs,
- of **many different** breeds,
- doing activities that truly **require** intelligence and reasoning skills.

**Only then can you compare breeds objectively.**

## Chapter 1: How to Tell If Your Dog Is Smart

### So what are the traits of a truly smart dog?

- **Curiosity.** Smart dogs like to explore. To peek into containers to see what's inside. To climb over barriers to see what's over there. **Smart dogs like to make things happen,** to find out what things "do" when bumped or pushed or



played with. They like to find out what things taste like. They feel compelled to track down the source of noises. Smart dogs have an inquisitive mind.

- **Keen observation skills. Smart dogs watch you.** They observe your facial expressions, read your body language, and interpret your moods. **Smart dogs learn from observation.** If they see you or another dog do something that earns a reward, they may try it themselves to see if they get the same reward. **They listen to conversations** and pick familiar words out of complex sentences.



- **Fast learning.** Smart dogs quickly understand new words and new behaviors. **You show them something a few times and they "get it."**
- **Solid memory.** Smart dogs remember. Once they've learned something, you don't need to go over it again and again.
- **Flexibility.** Smart dogs don't get stuck trying the same thing over and over if it isn't working. **Smart dogs are creative.** They play "trial and error," coming up with new ideas and new techniques until something works.

## Chapter 2: How to Tell If Your Dog Is Not-So-Smart

### Now, what are the traits of a not-so-smart dog?

- **Contentment with the tried-and-true.** Not-so-smart dogs lack curiosity. When presented with a new object or a new place, **they're not much interested in exploring it.** Not-so-smart dogs are generally satisfied with the status quo.



- **Limited observation skills.** Not-so-smart dogs are **mostly oblivious** to



your facial expressions and body language. They don't notice when you smile at them, or when you stick out your tongue and make a funny face. **Not-so-smart dogs don't learn from observation.** Even if they watch another dog doing something for a reward, they won't repeat it themselves unless you specifically show them how. **They don't pay close attention to conversations,** so it's easy to disguise familiar words by hiding them in sentences.



- **Slow learning.** Not-so-smart dogs need **many repetitions** (often 25 or more) before they understand "sit" or "stay."

- **Short memory.** Not-so-smart dogs may **forget** what they've learned unless you practice it frequently.



- **Fixed habits.** Not-so-smart dogs are neither flexible nor creative. They often get stuck **trying the same thing over and over**, even if it gets them nowhere. They don't play "trial and error." They don't come up with new techniques for solving a problem.

After reading these descriptions, do you have a better idea of whether your dog is smart or not-so-smart?

**Let's see if you're right. Let's find out exactly how smart your dog is!**

## Chapter 3: Test Your Dog's IQ

**This IQ Test is based on some of the tests found in:**

- ***The Dog IQ Test***, by Melissa Miller
- ***Caninestein***, by Betty Fisher and Suzanne Delrio
- ***The Intelligence of Dogs***, by Stanley Coren

- And also tests that I've found, designed, and/or modified myself

### This IQ Test measures five things:

1. **Learning ability.** How quickly your dog learns new words and behaviors.
2. **Problem-solving.** How clever or persistent your dog is in figuring out the solution to a problem, in order to gain a reward.
3. **Observation skills.** How attentive your dog is to your facial expressions and your moods, and to changes in his environment.
4. **Memory.** How long your dog remembers what he has seen, heard, or learned.
5. **Curiosity.** How interested your dog is in trying something new.

---

### Follow these rules for testing:

#### Do only a few tests at a time.

There are 25 tests. **Don't do them all at once!** You'll only overwhelm your dog and his scores will gradually become lower due to fatigue. He will also be less motivated because his stomach will be full of treats!

Instead, do a few in the morning, a few in the afternoon, a few in the evening. **Take two or three days** to administer the full IQ test. You'll be giving your dog his best chance at the **highest possible scores.** For each group of tests, he will be well-rested and mentally sharp, also a bit hungry and thus well-motivated!

#### Use soft treats as rewards.

I recommend soft yummy treats with a strong smell -- for example, small pieces of **cheddar cheese or cooked chicken.** If your dog is not food-oriented, use a favorite toy or ball instead.



#### Plan ahead for each group of tests.

If you'll need to build anything, do so ahead of time. If you'll need materials -- a towel, a soup can, whatever -- gather them beforehand. Cut your treats into small squares. If you'll need a helper, make sure he's available. **Have everything ready** so that when you get your dog and start your



tests, you can run through several without pause, while you still have his full attention and enthusiasm.

## For scoring purposes, don't repeat a test.

**Only the first time truly reflects your dog's innate abilities.**

However, if something truly unusual happens -- the doorbell rings, your kids burst in on the test, a picture frame falls off the wall and frightens your dog -- you should abandon the test until everyone has had time to calm down and regroup. Then repeat the test.



Notice that I said *for scoring purposes*. **I strongly encourage you to repeat the tests for fun.** In fact, if your dog does poorly on a test or can't do it at all, help him succeed before you go on to the next test. He will benefit greatly from the new skills he learns in accomplishing each test!

## Make the tests a game.

This one I can't emphasize enough. Encourage your dog to do his best. But no matter how he does, give him a smile, a hug, a cheerful pat. **Treat the tests as an enjoyable game.**

**And now... on to the tests!**

## TEST 1

### The goal of this test:



To measure how observant your dog is. Does he recognize a common household routine and associate it with going for a walk?

### You'll need:

- your jacket
- your keys

- your dog's leash
- a relaxed, lying-down dog

### Do the test:

1. Choose a room where your dog likes to lie down AND where **he can clearly see the door** you usually use **when you take him for a walk**.
2. Put your dog outside or in another room, so he can't see what you're doing. Take your three "props" (jacket, keys, and leash) and group them together somewhere in the room a good distance from the door AND a good distance from where your dog likes to lie down.

**In other words, form a triangle, with three points about the same distance apart -- the door, your dog's usual resting place, and the place where you set the props.**

3. After you've let your dog back in the room, **sit and find something casual to do**, such as reading a book. You want to give your dog time to settle and lie down. Ideally, **he will lie across the room from the door**, and also across the room from your props.



4. Once your dog is settled, watch him from the corner of your eye. When he happens to glance in your direction, stand up. **Without looking at your dog, walk to your props**. Lift your coat and slip it on. Pick up your keys. Pick up the leash.

Remember, **don't look at your dog**. Eye contact might encourage him to come to you and will spoil the true meaning of the test.

5. Now **STOP** where you are. Stand still. Don't move toward the door.

### SCORING

If your dog comes to you (some dogs will practically fly off the sofa as soon as you reach for your jacket!), OR if he goes to the door, or both...

**Score 4**

Otherwise, walk to the door -- **still not looking at your dog**. STOP in front of the door. If he comes to you now...

**Score 3**

Otherwise, place your hand on the **doorknob** and rattle it. If he comes to you now...

**Score 2**



If he still hasn't come to you, but is looking alert and interested...

**Score 1**

If he is paying virtually no attention to you...

**Score 0**



## TEST 2

### The goal of this test:



To measure your dog's problem-solving skills. Does he notice you placing a treat under a soup can? Does he remember the treat is there, even when he can no longer see it? And can he figure out how to tip the can over to get the treat?

### You'll need:

- one treat
- a clean, **empty** soup can
- a stopwatch, or a watch with a second hand
- perhaps a helper

### Do the test:

1. **Show your dog the treat.** Tuck it into your closed fist and let him sniff it for a good 5 seconds so he gets **excited** about it.

2. **With a melodramatic flourish**, place the treat on the floor. (You may need a helper to hold your dog while you do this!) **Invert the empty soup can** over it. **Step back** from the can.

3. Start your timer and encourage your dog to get the treat. **"Where is it? Where's the treat?"** (or biscuit or cheese, or whatever word your dog knows). **"Find it! Get it!"**

Don't touch your dog or "point" him in the right direction.  
Don't touch the can or tap the floor near the can. He was supposed to notice where you put the treat on his own!

## SCORING

If he tips the can and gets the treat within 5 seconds...

**Score 5**

In 5-15 seconds...

**Score 4**

In 15-30 seconds...

**Score 3**

In 30-60 seconds...

**Score 2**

If he tries at least a couple of times to get the treat, by nosing or pawing at the can, but doesn't succeed within 60 seconds...

**Score 1**

If he makes no effort to get the treat within 60 seconds...

**Score 0**

## The goal of this test:



To measure how observant and curious your dog is. Does he notice when you drastically rearrange the furniture in a familiar room? Is he willing to explore the changes?

## You'll need:

- a rearranged room
- a stopwatch, or a watch with a second hand

## Do the test:

1. Put your dog outside.
2. Choose a room that's **familiar** to him. **Now rearrange the furniture.** Make at least five things different. And I don't mean just switching a few picture frames or adding a plant. **Make the differences dramatic!** Move the sofa to another wall. Turn the TV sideways. Turn a chair upside down. Slide the center coffee table into a far corner. Bring a new chair into the room.
3. Now bring your dog into the room and start your timer. Stand quietly. **Don't say a word.** Don't reassure your dog, or touch your dog, or even look at your dog. Just watch him out of the corner of your eye.

## SCORING

If within 5 seconds he notices something is different and goes over to "check out" at least one of the changes, **by extending his neck and sniffing curiously or cautiously at it...**

**Score 5**

If in 5-15 seconds he notices and checks out at least one of the changes...

**Score 4**

If in 15-30 seconds he notices and checks out at least one of the changes...

**Score 3**

If he appears cautious, as though he notices the changes but is unwilling to approach them within 30 seconds...

**Score 2**

If he is so suspicious of the changed room that he backs away or runs away and won't come back into the room on his own (**don't coax him!**) within 30 seconds...

**Score 1.** At least he noticed!

If 30 seconds passes and he doesn't appear to even notice any changes...

**Score 0**

## TEST 4

### The goal of this test:



To measure how observant your dog is, and how correctly he responds to human social signals. Does he notice when you smile at him? Does he interpret the smile as meaning you're happy?

### You'll need:

- nothing but a relaxed, lying-down dog

### Do the test:

1. Watch for a time when your dog is sitting or lying down, **comfortable and relaxed**, about eight feet away from you. You might be reading, or washing dishes, or working on your computer.



2. Don't say or do anything to attract his attention. Just watch him from the corner of your eye. When he happens to look **directly** at you, look back at him and **smile broadly -- a huge exaggerated smile.**



## SCORING

If he comes to you happily...

**Score 4**

If he stays where he is, but wags his tail or barks at you...

**Score 4**

If he comes partway toward you, as though uncertain...

**Score 3**

If he stays where he is and looks alertly at you, clearly focused on your face, but not wagging his tail or making any sound...

**Score 2**



If he gets up and moves AWAY from you, as though he saw your facial expression **but didn't interpret it correctly...**

**Score 1.** At least he noticed it.

If he pays no attention to your smile...

**Score 0**

TEST 5

**The goal of this test:**



To measure your dog's problem-solving skills. Does he notice you placing a treat under a towel? Does he remember the treat is there, even when he can no longer see it? And can he manipulate the towel to get the treat?

### You'll need:

- one treat
- a hand towel or dish towel (**not a big bath towel**)
- a stopwatch, or a watch with a second hand
- perhaps a helper

### Do the test:

1. **Show your dog the treat.** Tuck it into your closed fist and let him sniff it for a good 5 seconds so he gets excited about it.
2. With a melodramatic flourish, place the treat on the floor. (You may need a helper to hold your dog while you do this.) **Lay the hand towel or dish towel over it. Step back** from the towel.
3. Now start your timer and encourage your dog to get the treat. **"Where's the treat (biscuit) (food)? Find it! Get it!"**  
Don't touch your dog or "point" him in the right direction.  
Don't touch the towel or tap the floor near the towel. He was supposed to notice where you put the treat on his own!

### SCORING

If he works on the towel and gets the treat within 15 seconds...

**Score 5**

In 15-30 seconds...

**Score 4**

In 30-60 seconds...

**Score 3**

In 1-2 minutes...

## Score 2

If he tries at least a couple of times to get the treat, by nosing or pawing at the towel, but doesn't succeed within 2 minutes...

## Score 1

If he makes no effort to get the treat within 2 minutes...

## Score 0

## TEST 6

This is a **two-part** test. Do **Test 6** and then immediately do **Test 7**.

### The goal of this test:



To measure your dog's memory. Does he remember where you've placed a treat, even when he is removed from the room for 10 seconds?

### You'll need:

- TWO treats
- your dog's leash
- a stopwatch, or a watch with a second hand
- a helper

### Do the test:

1. Choose an average-sized room that doesn't have too much furniture cluttering it.
2. **Have a helper hold your dog in the center of the room.** Show your dog a treat. Tuck it into your closed fist and let him sniff it for a good 5 seconds

so he gets excited about it.

3. Walk to the corner of the room **furthest from the door** you used to come in. **Call your dog's attention to the treat**, and with a melodramatic flourish, place the treat on the floor. Make sure your dog sees you do this. **"Look, Jake! A yummy treat! Here it is!"**

4. Take your dog from your helper. **Lead your dog out of the room** and into a different room. Walk around with him in a small circle for **10 seconds**. Then bring him back to the **door** of the room.



5. Start your timer, release your dog, and encourage him to get the treat. But **don't point** toward the treat.

## SCORING

If he goes directly to the treat...

**Score 4**



If he sniffs determinedly around the room, clearly looking for the treat and finding it within 30 seconds...

**Score 3**

If he is clearly looking for it, but hasn't found it within 30 seconds...

**Score 2**

If he wanders vaguely around and stumbles upon the treat by accident...

**Score 1** -- and consider it a gift!

If he makes no effort to get the treat within 30 seconds...

**Score 0**

Immediately do the next test,  
using your other treat.

## TEST 7

### The goal of this test:



To measure your dog's LONG-TERM memory. Does he remember where you have placed a treat, even after 5 minutes has passed?

### Do the test:

1. As before, have a helper hold your dog in the **center** of the room. Show your dog the second treat and let him smell it.
2. Walk to a **DIFFERENT corner** of the room than you used for Test 6. Call attention to the treat and place it on the floor. Make absolutely sure your dog sees you do it.
3. Now lead your dog out of the room and into a different room or outside. **Play with him for 5 MINUTES.** Then bring him back to the **door** of the room.



4. Start your timer, release your dog, and encourage him to get the treat.

### SCORING

If he goes directly to the treat...

**Score 4**

If he goes to the corner where the first treat was, then quickly and

directly goes to the correct corner...

**Score 3**



If he sniffs all around the room, clearly looking for the treat, and finding it within 45 seconds...

**Score 2**

If he wanders vaguely around and stumbles upon the treat by accident...

**Score 1**

If he makes no effort to get the treat within 45 seconds...

**Score 0**

**TEST 8**

### The goal of this test:



To measure your dog's problem-solving skills. Does he figure out that he can't reach a treat under a low table unless he uses his paw to pull it out?

### You'll need:

- a table-like structure or low piece of furniture under which you can tuck a treat that your dog must pull out with his paw
- a hard treat (cookie or biscuit) that your dog can easily pull with his paw
- a stopwatch, or a watch with a second hand

### Do the test:

1. If you have a chair or sofa that's **close enough to the ground** so your dog's head can't fit under it, but his paw CAN fit under it (**two to three inches clearance** works for most small- to medium-sized dogs).... this will work fine.

Otherwise, you'll need to put together such a structure. It's not difficult!



Make two stacks of large heavy books (such as encyclopedias) for "legs" and place a heavy board on top. Weight the board with a few extra books so your dog can't shove the board off.

**Make absolutely sure your dog can't get his head under the structure, or he'll simply grab the treat with his mouth.**

2. Show your dog the treat. Tuck it into your closed fist and let him sniff it for a good 5 seconds so he gets **excited** about it.
3. With a melodramatic flourish, **tuck it under your low structure**. Push it **far enough under** so he CAN'T reach it with his mouth, **but close enough** so he CAN hook it with his paw. **It may take some trial-and-error to get it just right**, so this is one test you may have to repeat if you accidentally put the treat too close to your dog and he snags it with his teeth, or too far away for his paw to reach even when he tries.

**If at any time your dog hits the treat with his paw and pushes it out of his reach, use your hand to pull it within his reach again. You want him to have a fair chance of pulling it out.**

4. Start your timer and encourage your dog to get the treat.

## SCORING

If he uses his paw to retrieve the treat within 60 seconds...

**Score 5**

If he uses his paw to retrieve the treat in 1-3 minutes...

**Score 4**

If he is persistent in trying to use his paw to retrieve the treat, but hasn't succeeded within 3 minutes...

### Score 3

If he is persistent in trying to get the treat, but uses **only** his nose and muzzle, never his paw...

### Score 2

If he makes a few token attempts to get the treat with his muzzle or paw, but gives up within one minute...

### Score 1

If he makes no effort to get the treat within 3 minutes...

### Score 0

## TEST 9

### The goal of this test:

To measure how quickly your dog learns a new word. How many repetitions does it take before he can do it?

### You'll need:

- MANY treats (20 tiny pieces of cheese or cooked chicken)
- your dog's leash

### Do the test:

1. Hopefully the phrase "**Come Front**" is new to your dog. "Come Front" means your dog should get up from the heel position (sitting on your left side), take a couple of steps forward, turn to face you, and sit in front of you, facing your ankles (or knees or thighs, depending on how big he is!).



2. Here's how to teach it. With your dog **on-leash and sitting at your left side**, and with your pocket full of tiny treats, say, "**Come FRONT!**" With both hands, **pat your legs** just above your knees, as a kind of hand signal.

3. **Now show your dog what this means. Step forward** with your right foot and **use the leash** to encourage your dog to step forward with you.
4. When he is up and moving, **step BACKWARD** with your right foot so you end up back where you started. As you do so, **use the leash** to turn your dog **clockwise toward you, so he is in front of you, facing you.** (If your dog is large, you may have to take an additional step back to give him room to turn and face you.)
5. **Now use your hands** to sit your dog in front of your knees, facing you. **Don't SAY sit, just place him with your hands.** You want this routine to be one smooth motion of rise, step forward, turn, face you, sit -- all done with ONE phrase: **"Come Front."** You don't want to complicate things by adding another word.
6. **Praise** your dog and **reward** him with a treat. Then place him back in the heel position, sitting beside your left leg, and **repeat the whole teaching process FOUR MORE TIMES.**
7. **Now test your dog.** After five complete teaching routines, put him back in the heel position. Say, **"Come Front,"** but **don't** step forward and **don't** move the leash.



## SCORING

If he rises, turns toward you, and sits (**even if sloppily or crookedly**), he's a **genius...** at least on this test!

**Score 6**

If he doesn't do anything, or if he stands up but doesn't turn to face you, or if he comes around to face you but doesn't sit, don't worry. This is normal. **Guide him through the correct motions so that he does end up in the correct front position.** Praise and treat.

Then **repeat the original training process** (where you step forward

and backward with your leg, guide him with the leash, and seat him in front of you with your hands) **FOUR MORE TIMES** and try another test. If on this second test he assumes the correct front position...

**Score 5.** This is still very, very good!

**Otherwise**, help him assume the position, then **repeat the training process FOUR MORE TIMES** and try another test. If on this third test he assumes the correct front position...

**Score 4**

**Otherwise**, help him assume the position, then **repeat the training process FOUR MORE TIMES** and try another test. If on this fourth test he assumes the front position...

**Score 3**

He has now heard and practiced this new word **20 times**. If he still doesn't assume the correct front position, **give him credit for whatever part of the routine he HAS learned**. If he is coming around to the front and facing you, but not sitting...

**Score 2**

If he is standing up when you say, "**Come Front!**" but not coming around to the front to face you...

**Score 1.** At least he's aware that the word means he's supposed to do SOMETHING.

If he continues to just sit there...

**Score 0**

**TEST 10**

### **The goal of this test:**

To measure your dog's problem-solving skills. Can he figure out that the only way to reach a treat on the other side of a high barrier is to go AROUND the

barrier?

### You'll need:

- a barrier
- a treat
- a helper

### Do the test:

1. This test requires some construction. You're going to make a barrier. Start with a large piece of cardboard three or four feet wide and too high for your dog to jump over. Tape pieces of cardboard together if you need to.
2. In the center of this cardboard, cut out a tall vertical opening, starting a couple of inches from the bottom of the cardboard, and ending a couple of inches from the top of the cardboard. The opening should be about three inches wide.
3. Now prop up the cardboard by taping it to two additional pieces of cardboard. Or you could attach the cardboard to two boxes or chairs laid on their sides.
4. Have a helper hold your dog in front of the barrier. You go behind the barrier, crouch down, and attract your dog's attention so he looks at you **THROUGH** the vertical slit.
5. Show him a treat through the window. Hold it **JUST** out of reach of his paw.
6. Have your helper release the dog. Start your timer. **Don't say a word!** Let your **dog** figure out what he has to do if he wants the treat.

You behind the "wall"



Dog on this side

### SCORING

If he goes around the barrier and gets the treat within 10 seconds...

**Score 5**

In 10-20 seconds...

**Score 4**

In 20-30 seconds...

**Score 3**

In 30-60 seconds...

**Score 2**

If he tries to reach through the window with his nose or paw but doesn't go around the barrier...

**Score 1**

If he makes no effort to get the treat within 60 seconds...

**Score 0**

## TEST 11

### The goal of this test:

To measure your dog's response to human social signals. Does he recognize and correctly interpret human moods and emotions?

### You'll need:

- all the acting skills you can muster!

### Do the test:



1. With your dog nearby, sit on the sofa and **pretend to be very sad**. Put your most weebegone expression on your face. Sniffle, sob into your hands, wipe your eyes, blow your nose. Note your dog's reaction (see the Scoring chart below). Then **reassure** your dog and play with him for awhile.



2. **AT LEAST an hour later**, while your dog is nearby, settle down in a chair with a book. After several minutes, **pretend your book is very funny!** Smile broadly and begin to giggle, chuckle, and laugh out loud. Note your dog's reaction.

3. **AT LEAST an hour later**, while your dog is nearby, **pretend to be irritated**. Fix an annoyed look on your face, put your hands on your hips, and stomp around the house, muttering under your breath. Note your dog's reaction. Then **reassure him** (a tasty treat will really help here!) and play with him for awhile.



## SCORING

If your dog responded appropriately to **all three** of your moods -- acting concerned or consoling when you were sad, happy or playful when you were laughing, watchful or nervous when you were angry...

**Score 3**

If he responded to **two** of your moods...

**Score 2**

If he responded to only **one mood**...

**Score 1**

If he didn't respond appropriately to ANY of your moods...

**Score 0**

### The goal of this test:



To measure your dog's response to changes in his environment, his memory, and his problem-solving skills. If you move his food bowl to a different room, does he remember after 5 minutes have passed? And if you cover his bowl with a magazine, can he figure out how to get to his food?

### You'll need:

- your dog's food bowl, filled with food
- a magazine

### Do the test:

1. **At his regular feeding time**, place your dog's bowl, filled with his usual food, **in a room where you have never put it before**. Set it in the **furthest corner** from the door.
2. Take your dog over to see his bowl, to smell it, and even to have a quick bite or two. Then take him **outdoors** and play with him for **5 minutes**. While you're gone, have a helper **place a magazine on top of the food bowl**, completely covering it.
3. When you bring your dog back inside the house, **take him to the room where he USUALLY eats his food**, and release him. Start the timer. **Give him 60 seconds**.



### SCORING



If he heads straight to the room where his bowl is, and pushes off the magazine so he can eat...

**Score 7**

If he sniffs around his usual feeding room, but eventually gets to the correct room and pushes off the magazine within 60 seconds...

**Score 6**

If he heads straight to the room where his bowl is, persistently noses around the magazine, but doesn't push it off within 60 seconds...

**Score 5**

If he sniffs around his usual feeding room, eventually gets to the correct room, persistently noses around the magazine, but doesn't push it off within 60 seconds...

**Score 4**

If he heads straight to the room where his bowl is, but makes only a token attempt (or no attempt) to push off the magazine within 60 seconds...

**Score 3**

If he sniffs around his usual feeding room, eventually gets to the correct room, but makes only a token attempt (or no attempt) to push off the magazine within 60 seconds...

**Score 2**

If he stands around his usual food spot, looking at you inquiringly, and never going to look elsewhere within 60 seconds...


**Score 1.** At least he remembered there WAS a food bowl.



If he seems to forget there ever was a food bowl and simply wanders around or lies down or starts to play with something, and 60 seconds goes by...

**Score 0**

### The goal of this test:



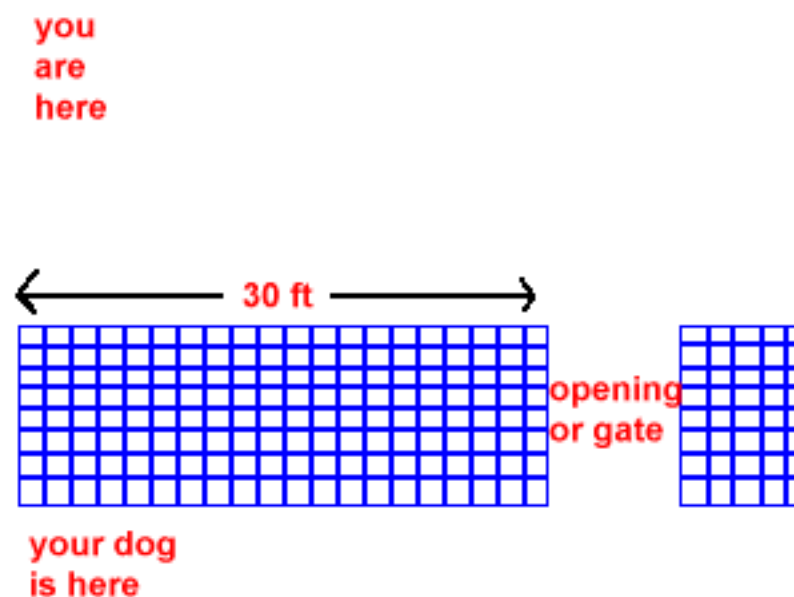
To measure your dog's problem-solving skills. Does he figure out that the only way to reach you when you're on the opposite side of a tall fence is to find an opening and go through it -- even if finding that opening means running AWAY from you for a short distance?

### You'll need:

- a see-through fence -- chain link, wood-slatted, or wire

### Do the test:

1. Find a length of fence that your dog can see through. It must be high enough that he can't jump over it. There must be a gate or opening in it, and at least 30 feet of unbroken fence on at least one side of the gate. This should be a fence that your dog has not seen before, so that he doesn't know where the opening is.



2. Have a helper hold your dog on one side of the fence, about 30 feet down from the gate or opening. Needless to say, if the opening is a GATE, **the**

**gate must be open!**

3. Give your dog a quick pat and climb over the fence. **You can't go through the opening or your dog would learn where it is**, which would spoil the test. Of course, if you're not the fence-climbing type, you'll have to go through the opening -- **but your helper has to do something with your dog so he DOESN'T see you using the opening.**
4. Once you're on the other side, **walk about 50 feet away from the fence** and turn to face your dog. Clap your hands and encourage him to come to you. But **don't point** toward the opening.



## SCORING

If he finds the opening within 1 minute...

**Score 5**

If he finds the opening within 2 minutes...

**Score 4**

If he runs back and forth along the closed portion of the fence for 2 minutes, but never finds the opening...

**Score 3**

If he spends the whole time jumping directly at the fence...

**Score 2**

If he makes a few token attempts to jump at the fence or to run along the fence, but **gives up** before the 2 minutes are up, and just stands there silently or barks at you...

**Score 1**

If he makes no attempt to go over or around the fence within 2 minutes...

**Score 0**

### The goal of this test:



To measure how observant your dog is, and to test his problem-solving skills. When given a choice of soup cans, does he remember which one you placed a treat under? And can he tip the can over to get the treat?

### You'll need:

- one treat
- **TWO** clean, empty soup cans
- a stopwatch, or a watch with a second hand
- a helper

### Do the test:

1. Have a helper hold your dog while you stand about **five feet away**.
2. **Hold up the two soup cans** so your dog can see them. **Invert the cans and place them on the floor** in front of you, between you and your dog, with the cans about **three feet apart** from each other.
3. Now **hold up a treat** so your dog can see it. With a melodramatic flourish, place the treat under one of the cans.
4. **Wait 15 seconds**. Then have your helper release your dog.

### SCORING

If he goes directly to the can under which you placed the treat, tips the can, and gets the treat within 30 seconds...

**Score 4**

If he goes directly to the correct can and tries to get the treat by

nosing or pawing, but doesn't succeed within 30 seconds...

**Score 3**

This really shouldn't happen, since we've done this type of test before. If your dog couldn't tip the can before, hopefully you showed him how before going on to the next test.

If he goes **to the wrong can first**, discovers the treat isn't there (either by sniffing or by tipping the can over), **then goes to the correct can** and gets the treat (all within 30 seconds)...

**Score 2**

If he goes back and forth between the cans, nosing or pawing at them, but unable to get the treat within 30 seconds...

**Score 1**

If he makes no effort to get the treat within 30 seconds...

**Score 0**

## TEST 15

### The goal of this test:



To measure how much attention your dog pays to human words and tones of voice. Does he recognize familiar words, even when spoken in an unfamiliar tone, and even when you're not looking directly at him when you speak?

### You'll need:

- a relaxed, lying-down dog

### Do the test:

1. Watch for a time when your dog is sitting or lying down, comfortable and relaxed.

2. **Without looking at your dog** -- just watch him from the corner of your eye -- say his name and ask him he wants to go for a walk (or do another favorite activity, i.e. go for a car ride, or go outside in the yard). Use the words you usually use -- **but NOT the tone you usually use**. Instead, **speak in a flat monotone, like a mechanical robot**, with no question mark at the end of the sentence. (**Practice this a few times when your dog isn't present!**)

## SCORING



If your dog immediately gets all excited...

**Score 3**

If he gets a little excited, but less than usual, as though uncertain of the unfamiliar tone...

**Score 2**

If he looks alertly at you, as though he thought he heard something familiar but isn't quite sure...

**Score 1**

If he doesn't seem to have heard or recognized the familiar words...

**Score 0**

**The goal of this test:**





To measure your dog's problem-solving skills. Can he push open a door to get something he wants on the other side?

### You'll need:

- a dog crate
- a treat

### Do the test:

1. Put your dog in his crate. **Push the door closed, but don't latch it.** Show your dog the treat and call him.
2. If you don't have a crate, put your dog in a room with a door that opens **AWAY** from him. (The object of this test is to see if he will push a door **outward.**) Since doors are usually solid, he won't be able to see the treat through the door, so you'll just have to call him and hope that he wants to come to you badly enough that he will push the door!

### SCORING

If he pushes the door open and comes out within 10 seconds...

**Score 5**

If he comes out in 10-30 seconds...

**Score 4**

If he comes out in 30-60 seconds...

**Score 3**

If he tries to get out by pushing or pawing the door, but doesn't get out within 60 seconds...

**Score 2**

If he whines or barks, but doesn't make much of an effort to get out...

## Score 1

If he just stays there passively and doesn't seem to care...

## Score 0

## TEST 17

**Now let's reverse the test!**

### The goal of this test:

To measure your dog's problem-solving skills. Can he PULL open a door to get something he wants on the other side?

### Do the test:

1. With your dog watching closely, **place the treat INSIDE his crate**. Make sure he can see it in there. You may need to use a larger treat than usual, or even a favorite bone or toy.
2. **Push the door closed, but don't latch it**. Point out the treat to your dog and encourage him to get it.
3. As before, if you don't have a crate, you can use a room where your dog has to **pull** a door **toward** himself.

### SCORING

If he pulls or noses the door open and gets inside within 10 seconds...

## Score 5

If he gets inside in 10-30 seconds...

## Score 4

If he gets inside in 30-60 seconds...

### Score 3

If he tries to get in by pawing or nosing the door, but doesn't do so within 60 seconds...

### Score 2

If he whines or barks, but doesn't make much of an effort to get in...

### Score 1

If he just stays there passively and doesn't seem to care...

### Score 0

## TEST 18

### The goal of this test:

To measure your dog's problem-solving skills. Can he maneuver his way over an obstacle to get something he wants on the other side?

### You'll need:

- a narrow hallway
- a huge pile of pillows and blankets
- a treat

### Do the test:

1. Choose a **narrow hallway** in your home. **Pile lots of pillows and blankets across the center of the hallway**, blocking it. Make the pile **high enough and deep enough** that your dog can't simply hop over it, but will actually have to clamber across it. It should be challenging. It should, however, be stable, **so it doesn't tumble too much** when he's trying to climb up.



2. **Start your dog on the side where he feels most "trapped."** In other words, if there are nothing but bedrooms at one end of the hallway, while the other end leads to the major part of your house, start him on the "bedroom" side of the pillows. This will provide him **more incentive** to leave his boring space and get back to the rest of the house.
3. Have a helper hold your dog on the side you've chosen for him. **You, of course, are on the other side**, calling your dog and waving a tasty treat.

## SCORING

If he immediately clambers across the pillows...

**Score 5**

If he comes across in 10-30 seconds...

**Score 4**

If he comes across in 30-60 seconds...

**Score 3**

If he makes a few attempts to climb up, but keeps stopping or turning back, and doesn't make it across within 60 seconds...

**Score 2**

If he whines or barks, but doesn't make much of an effort to cross the pillows...

**Score 1**

If he just stays there passively and doesn't make any effort...

**Score 0**

### The goal of this test:



To measure how observant your dog is. Does he notice other dogs on television? Does he think they're real?

### You'll need:

- a TV, a VCR, and a videotape that includes dogs

### Do the test:

1. Unless you get lucky and find that "Lassie" is on TV precisely when you're ready to do this test, **you'll need a videotape that includes doggy scenes.** You'll find plenty in the children's section of your local video rental store. Try to choose one with multiple, medium-sized dogs. A single small dog on the screen is harder to see. **"The Incredible Journey" is a good choice.**



2. Your dog should be sitting or lying beside you when you watch the videotape. Wait to see if he notices the TV dogs without your needing to point them out. He may first become aware of them **when they make sounds.**

3. **If he still seems oblivious to the dogs after 5 or 10 minutes,** direct his attention to the TV. **Re-run a key scene with canine action and barking.** Point to the screen or turn his head toward it. **But DON'T say, "See the doggies?"** or he'll jump off the sofa and run barking toward the door -- and the test will be spoiled.



## SCORING

If he sees the TV dogs and goes to the TV, nosing the screen or peeking behind it to see they're hiding back there...

**Score 3**

If he sees the TV dogs and stares at them (perhaps even barking at the screen)...

**Score 2**

If he becomes alert when the TV dog makes a sound, but **doesn't seem to tie it in with the TV images** and ends up either barking randomly or looking toward the door or running toward the door...

**Score 1**

If despite your best efforts he doesn't notice or respond to the dogs on TV...

**Score 0**

TEST 20

### The goal of this test:



To measure how observant your dog is. Does he notice and respond to a beam of light moving around on the floor?

### You'll need:

- a flashlight
- a darkened room

### Do the test:

1. In a darkened room, **play a flashlight beam around on the floor**. Make the beam act like prey -- move it slowly around the floor, then freeze it, then suddenly move it an inch or two, freeze it, a sudden jerk to the right, freeze, a zigzag to the left, etc.



## SCORING



If your dog comes over **to check out the FLASHLIGHT...**

**Score 4.** He suspects it's the SOURCE of the beam of light. Advanced thinking!

If, each time the beam of light leaves one spot and moves to the next, your dog **checks the FLOOR where the beam just WAS...**

**Score 3.** He wonders if it's real. Advanced thinking.

If he chases the beam around the floor...

**Score 2**

If he notices the beam and watches it move around on the floor, showing some interest **but not chasing it...**

**Score 1**

If he pays little or no attention...

**Score 0**

TEST 21

## The goal of this test:



To measure your dog's memory and his initiative. Does he remember that a treat exists, even when he can no longer see it? Does he actively try to search for the hidden treat?

## You'll need:

- one treat

## Do the test:

1. Have a helper hold your dog. **Crouch or kneel** a couple of feet away from him. Show him the treat. Tuck it into your closed fist and let him sniff it for a good 5 seconds so he gets **excited** about it.

2. **Slowly and deliberately put your fist behind your back.** Rest your empty hand on your thigh, palm down.



3. Have your helper release your dog and start the timer. **Encourage your dog to find the treat.**

## SCORING

If he runs immediately behind your back and nuzzles your closed hand...

**Score 5**

If he checks out your front first, nuzzling your empty hand or sniffing your leg, **then makes his way behind your back** and nuzzles your closed hand within 30 seconds...

**Score 4**

If he makes it behind your back **but doesn't realize the treat is in your hand** and just keeps sniffing around your body for 30 seconds...

**Score 3**

If he stays pretty much in front of you, **barking or whining at you...**

**Score 2.** He knows you have it and is telling you that he wants it, but he won't go look for it.



If he stays pretty much in front of you, looking expectantly at you and **waiting patiently...**

**Score 1.** He knows you have it, but doesn't have enough initiative to either ask for it or look for it himself.

If he just wants to cuddle or play with you, or if starts looking around for something else to do...

**Score 0. Out of sight, out of mind.**

## TEST 22

### The goal of this test:



To measure your dog's attentiveness and curiosity. Will he investigate a strange sound?

### You'll need:

- a sleeping dog
- a pencil

### Do the test:

1. Watch for a time when your dog is sleeping, comfortable and relaxed, **at least ten feet away from you.**
2. **Without looking at your dog** -- just watch him from the corner of your eye -- **begin making a repetitive sound**, such as tapping a pencil slowly and rhythmically on your desk. Keep it up for a full **30 seconds.**

### SCORING



If your dog comes over to check out the sound...

**Score 4**

If he raises his head and listens intently the whole time, but doesn't come to check it out...

**Score 3**



If he raises his head and listens intently for a few seconds, then puts his head back down and pretty much ignores it...

**Score 2**

If he indicates that he hears the sound by opening his eyes or flicking his ear or shifting his body, but shows no real interest...

**Score 1**

If he doesn't react at all...

**Score 0** -- and make sure he's still breathing!

## TEST 23

### The goal of this test:



To measure your dog's response to human social signals. Does he recognize your facial expression and body language when you act as though you hear something suspicious? Does he join in?

### You'll need:

- a relaxed, lying-down dog
- your acting skills again!

### Do the test:

1. Watch for a time when your dog is sitting or lying down.

2. **When your dog happens to look at you**, suddenly stop what you're doing and **pretend you hear a suspicious noise**. Look sharply toward the door or window. Move quickly to peer out. Tilt your head the way you do when you've heard something and are waiting to see if it repeats itself. Move your head and your eyes in tiny little movements in different directions, the way you do when you're trying to zero in on the source of a strange sound.



3. While you're listening to your imaginary noise, **don't look at your dog** -- just watch him from the corner of your eye.

## SCORING

If your dog quickly begins to bark and/or runs to the door or window...

**Score 3.** He is certainly attentive!



If he raises his head and listens intently, as though trying to hear whatever you're hearing -- **but he holds his position...**

**Score 2**

If he gives you a quizzical look, but doesn't really listen intently or otherwise mimic your suspicion...

**Score 1**

If he doesn't react at all...

**Score 0**

**The goal of this test:**



To measure your dog's problem-solving skills. What does he do when he's thirsty and his water bowl is empty?

### You'll need:

- your dog's water dish (empty)

### Do the test:

1. Empty your dog's water bowl. Take him for a good long walk, or play vigorously with him. You want him thirsty!
2. Now keep your eye on him to see when he goes to his water dish. What does he do when he finds it empty?

### SCORING



If he comes to you and barks, paws at you, leads you to the bowl, or **BRINGS you the bowl...**

**Score 3.** He knows YOU are the source of water.

If he goes looking for another source of water, such as the bird bath or a puddle in the yard...

**Score 3.** He is self-sufficient.



If he paws at the bowl, flips it, pushes it around with his nose, or barks at it...

**Score 2.** He is actively trying to make water appear.



If he waits silently near his bowl, **hoping for water to appear...**

**Score 1**

If he does nothing and just goes away...


**The goal of this test:**

To measure your dog's problem-solving skills and initiative. Can he find you when you're hiding? Will he come to you even though he has to push his way through an obstacle?

**You'll need:**

- a table covered with blankets
- a helper

**Do the test:**

1. While your dog is outside or confined to another room, **cover a table with blankets that hang just to the floor**, thus forming a dark "cave" under the table. A **card table** placed in the center of a large room is ideal. The table must be large enough for you to sit under. 
2. Lift the blankets and crawl into the cave. Sit quietly in the center.
3. Have your helper bring your dog into the room. As soon as they enter the room, **your helper should say something** to let you know they're there. At that point, **call your dog's name and encourage him to come to you**. Your helper should release your dog and start the timer.

**SCORING**

If your dog pushes his way under the blankets within 15 seconds...

**Score 5**

In 15-30 seconds...

## Score 4

In 30-60 seconds...

## Score 3

If he is frantic to get to you, running around and around the table and making efforts to breach the blanket, but not quite able to bring himself to do it within 60 seconds...

## Score 2

If he makes a mild effort to get through the blankets...



## Score 1

If he makes no attempt to get through the blankets within 60 seconds, or if **he goes away**...

## Score 0

## Chapter 4: What Your Dog's Score Means

Add up your dog's points. The highest possible score is 111 points.

Total Points	Percentage	Rating	IQ
106-111	96-100%	 Genius	140+
95-105	86-95%	Superior	125-140
84-94	76-85%	Above Average	105-125
73-83	66-75%	Average	95-105
51-72	46-65%	Below Average	70-95
33-50	30-45%	Deficient	60-70
less than 33	less than 30%	 Brain-dead?	less than 60

## Chapter 5: If Your Dog Scored High



Are you excited that you have a high-scoring or "smart" dog?

Whoa. You may be surprised by this, but...

**"high-scoring" and "smart" don't automatically go together.** There are **other reasons** your dog may have done well on these tests.

He may have done well because...

### He has had some training.

In other words, he may have done well because of YOU. If you've taught your dog his **name**, if you've taught him to **listen to you**, congratulations! Because of your training efforts, **he is accustomed to paying attention and working with you.** These experiences probably helped him score higher.



**This is good!** His higher score may reflect YOUR skill and persistence, rather than HIS innate intelligence, but rest assured, **your teaching efforts have made him smarter!** The simple act of teaching things to your dog **develops his brain** and makes him more successful doing new things.

#### Here's what you should do now:

**CONTINUE teaching him new things!** You've seen the results of just a LITTLE training. Boost his intelligence even higher and increase his **attentiveness** and **responsiveness** by teaching him the vocabulary program in your new eBook... **Teach Your Dog 100 English Words!**

He may have done well because...

### He is eager to please.

A dog who is eager to please **will double his efforts** on each test. So he will often score **higher** than a dog with greater raw intelligence but with no desire to please.



**This is great! Personality is far more important than intelligence** when it comes to **ease of training**.

**Here's what you should do now:**

Satisfy your dog's eagerness to please by teaching him LOTS of new words and behaviors **that will earn him the praise and rewards he craves**. Start today with the vocabulary program in **Teach Your Dog 100 English Words**.

He may have done well because...

**He is indeed very smart.**

This may -- or may not -- be good. I repeat -- **personality is more important than intelligence** when it comes to ease of training.



If your smart dog is eager to please, **this is terrific!** He is both willing and able to learn.

**Here's what you should do now:**

**Teach Your Dog 100 English Words!** Then your dog will not only be smart and eager to please, but he will know **all the words and behaviors** necessary to be **the most well-behaved companion** you'll ever have -- **a true dream dog!**



**BUT...** if your smart dog is independent or stubborn or strong-willed or dominant, **this is not good** -- and his high intelligence may make it worse. Because he may use his clever reasoning skills **to do things you DON'T want him to do**; for example, figuring out how to open the back



gate, or the cookie cabinet.



**Here's what you should do now:**

**Bring his difficult personality under control.** Your new eBook, **Teach Your Dog 100 English Words** will walk you, **step by step**, through an excellent Good Manners program. Your dog will learn that even though he would prefer to go his own way, **there are certain things he MUST do to be well-behaved.**



Whatever his personality, if you don't keep a smart dog busy, if you don't teach him new words and behaviors to keep his mind stimulated, **he will get into trouble.**

- Smart dogs get **bored** very quickly.

- Smart dogs are always looking for stimulation, challenges, interesting things to do.



- Smart dogs want to go for walks in **new** places, meet **new** people, play with **new** toys, learn **new** words, solve **new** puzzles.



- Smart dogs must be kept interested and entertained. If you do too much of the same thing with them, **they will**

**look for other ways to amuse themselves**, i.e. destroying the furniture, or digging craters in the yard. Smart dogs learn very quickly **which behaviors bring them the most attention** -- and unfortunately, doing something "bad" gets LOTS of attention.

**Here's what you should do now:**

Keep your smart dog **busy** and **mentally sharp** learning **ALL 100 WORDS** in **Teach Your Dog 100 English Words!**

## Chapter 6: If Your Dog Scored Low



Are you disappointed that you have a low-scoring or "not-so-smart" dog?

Whoa. You may be surprised by this, but...

**"low-scoring" and "not-so-smart" don't automatically go together.** There are **other reasons** your dog may not have done well on these tests.

He may not have done well because...

**You don't have the proper relationship with him.**

If your dog **doesn't listen** to you, if he **doesn't pay attention** to you, if he **doesn't respond** to his name... it's hard to determine whether his failure to do a test is because he CAN'T, or because you haven't developed **the proper leader-follower relationship** so that he will work with you.



**This is not good.** You **must** have the proper "leader-follower" relationship if you hope to train your dog.

**Here's what you should do now:**

Your new eBook, **Teach Your Dog 100 English Words** is all about changing your relationship with your dog so he **DOES listen** to you, **DOES pay attention** to you, **DOES respond** when you tell him to do things. You'll learn how to assume the **leading role** in your relationship -- and you will love it! -- and he will love **and respect you** for it!

He may not have done well because...

**He doesn't care about treats or toys.**

If your dog **isn't food- or toy-oriented**, it can be hard to motivate him to even try a test.



This is not so good, because treats or toys are offered as rewards in most types of training. **However...**

**Here's what you should do now:**

As you work through each lesson in **Teach Your Dog 100 English Words**, you can use your **voice and petting** as rewards. It does work!

He may not have done well because...

**He is timid of new things.**

If your dog is **suspicious of change**, or **reluctant** to do anything out of the ordinary, he may be afraid to even try a test.



**This is not good.** Timid or rigid dogs **don't adjust well to the normal curves that life throws them.** Being anxious and easily stressed is no fun for any dog.

**Here's what you should do now:**

**Self-confidence and mental flexibility can be TAUGHT!** In **Teach Your Dog 100 English Words**, your dog will learn so many new words and behaviors that **his self-esteem will be greatly boosted** and he will be more willing to accept and try new things.

He may not have done well because...

**He has a specific type of intelligence.**

Some dogs are **generally bright** -- capable of learning virtually anything. Others have **strong abilities in one limited area** (herding livestock, guarding, hunting birds or game animals, pulling sleds), but don't learn things or solve problems very well **outside of that specific field**.



**This is not good.** A breed that is a real specialist (hunting, herding, sledding, guarding) **has such strong instincts hardwired into his genes that he may not adapt well to a home environment** where his working behaviors are not possible or valued, and may even be considered a nuisance.

**Here's what you should do now:**

**Get your dog involved in the activity for which he was developed.** **Teach Your Dog 100 English Words** has more information on participating in canine activities such as field work (for hunting breeds), herding, sledding, carting, lure coursing (for sighthounds), earthdog activities (for terriers), schutzhund (for guarding breeds), and much more.

If you're thinking of getting another dog as a family companion, **I recommend avoiding breeds who are working specialists.** Stick with breeds who were developed to be **strictly companions**, or stick with **mixed breed dogs**, whose temperaments tend to more "middle-of-the-road" and adjustable.

He may not have done well because...

## He is indeed not very smart.

This may not be good -- or it may be just fine. As I've said, **personality is more important than intelligence** when it comes to ease of training.



If your not-so-smart dog is eager to please, **he will be fine**. He may learn slowly, but the important thing is that he is WILLING to learn.

Yes, **the not-so-smart dog -- with the right personality -- can make a fine companion**. In fact, he often **thrives** in a normal household where much of his life is **repetitive and predictable**, whereas the very smart dog would go stir-crazy with such "boring" routines.



### Here's what you should do now:

Your goal is to teach your not-so-smart dog that **those "funny sounds" you make have meaning**. And also that responding appropriately to those sounds leads to **rewards**. You'll also be teaching him **how to learn -- which always leads to a smarter dog** who is better able to learn OTHER things. His intelligence and learning skills will start to "snowball" with the very first thing you teach.

So immediately **begin the vocabulary program** in **Teach Your Dog 100 English Words!** and open up a wider world for your not-so-smart dog!



**NOW...** if your not-so-smart dog is independent or stubborn or strong-willed or dominant, **this is really bad**. Not only does he learn slowly, but also he doesn't **want** to learn.

**Here's what you should do now:**

**Bring his difficult personality under control.** Your new eBook, **Teach Your Dog 100 English Words** will walk you, **step by step**, through an excellent Good Manners program. Your dog will learn that even though he would prefer to go his own way, **there are certain things he MUST do to be well-behaved.**

## Chapter 7: If Your Dog Scored Average

Join the club! Most dogs are average. The more important question is: **What is his personality like?** Because **personality is the real key** to how easy or how hard he will be to live with and train.



If your average dog is eager to please, **he will make a fine companion.**

**Here's what you should do now:**

Satisfy your dog's eagerness to please you by teaching him LOTS of new words and behaviors **that will earn him the praise and rewards he craves.** AND you'll be pleased to discover that the very act of teaching him things will **develop his brain** and **boost his intelligence higher!** Start today with the vocabulary program in **Teach Your Dog 100 English Words.**



**NOW...**If your average dog is independent or stubborn or strong-willed, **you and he have some work to do!**

**Here's what you should do now:**


**Bring his difficult personality under control.** Your new eBook, **Teach Your Dog 100 English Words** will walk you, **step by step**, through an excellent Good Manners program. Your dog will learn that even though he would prefer to go his own way, **there are certain things he MUST do to be well-behaved.**

## Chapter 8: For More Information On Dog Intelligence

One last thing before you start reading **Teach Your Dog 100 English Words...**

- If you'd like to learn more about dog intelligence...
- Or if you're curious about **the typical intelligence level of your breed...**
- **Or if you're thinking of getting another dog** and wonder which breeds are the most intelligent and easiest to train, and which breeds are the least intelligent and hardest to train...

### **I recommend this book:**



#### [The Intelligence of Dogs](#)

Written by psychologist Stanley Coren, this **ground-breaking (and controversial) book** ranks 133 breeds in "Working Intelligence," their ability to understand and follow your commands.

Coren believes that while all breeds have merit, **all breeds were NOT created equal** in terms of their cleverness and mental skills.

He surveyed over 200 AKC Obedience judges, 60 veterinarians, and countless obedience trainers. Their responses form the basis for this unique list of the



**brightest (most trainable) breeds, and the dullest (least trainable) breeds.**

**The Intelligence of Dogs** ranks the following breeds:

Affenpinscher	Collie	Norwich Terrier
Afghan Hound	Curly-Coated Retriever	Old English Sheepdog
Airedale	Dachshund	Otter Hound
Akita	Dalmatian	Papillon
Alaskan Malamute	Dandie Dinmont	Pekingese
American Foxhound	Doberman Pinscher	Pembroke Welsh Corgi
American Staffordshire	English Cocker Spaniel	Petit Basset G.V.
American Water Spaniel	English Foxhound	Pharaoh Hound
Australian Cattle Dog	English Setter	Pointer
Australian Shepherd	English Springer Spaniel	Pomeranian
Australian Terrier	English Toy Spaniel	Poodle
Basenji	Field Spaniel	Portuguese Water Dog
Basset Hound	Finnish Spitz	Pug
Beagle	Flat-Coated Retriever	Puli
Bearded Collie	French Bulldog	Rhodesian Ridgeback
Bedlington Terrier	German Shepherd	Rottweiler
Belgian Malinois	German Shorthair	Saint Bernard
Belgian Sheepdog	German Wirehair	Saluki
Belgian Tervuren	Giant Schnauzer	Samoyed
Bernese Mountain Dog	Golden Retriever	Schipperke
Bichon Frise	Gordon Setter	Scottish Deerhound
Black and Tan Coonhound	Great Dane	Scottish Terrier
Bloodhound	Great Pyrenees	Sealyham Terrier
Border Collie	Greyhound	Shetland Sheepdog
Border Terrier	Ibizan Hound	Shih Tzu
Borzoi	Irish Setter	Siberian Husky
Boston Terrier	Irish Terrier	Silky Terrier
Bouvier des Flandres	Irish Water Spaniel	Skye Terrier
Boxer	Irish Wolfhound	Smooth Fox Terrier
Briard	Italian Greyhound	Soft-Coated Wheaten
Brittany	Japanese Chin	Staffordshire Bull Terrier
Brussels Griffon	Keeshond	Standard Schnauzer
Bull Terrier	Kerry Blue Terrier	Tibetan Spaniel
Bulldog	Kuvasz	Tibetan Terrier
Bullmastiff	Labrador Retriever	Vizsla
Cairn Terrier	Lakeland Terrier	Weimaraner
Cardigan Welsh Corgi	Lhasa Apso	Welsh Springer Spaniel
Cavalier King Charles	Maltese	Welsh Terrier
Chesapeake Bay Retriever	Manchester Terrier	West Highland White Terrier
Chihuahua	Mastiff	Whippet
Chinese Crested	Miniature Pinscher	Wire Fox Terrier
Chinese Shar-Pei	Miniature Schnauzer	Wirehaired Pointing Griffon
Chow Chow	Newfoundland	Yorkshire Terrier
Clumber Spaniel	Norfolk Terrier	
Cocker Spaniel	Norwegian Elkhound	


Coren is quick to point out that **there is great individual variation among dogs**. Even in the brightest breeds, certain individuals simply show no capacity



to learn or respond, while in the dullest breeds, some dogs work extremely well. **A lot has to do with the person training the dog.** Good trainers can do a lot with any breed. They just find the job **much easier** if they start with one that has **high working and obedience intelligence!**

So if you'd like to find out **where your breed fits on the list...** and if you'd like to learn more about the canine mind and **how dogs learn...**

If you're online,  
[click here to order](#)  
[The Intelligence of Dogs](#)



Now let's go on to the eBook you've been waiting for, the eBook that will make your dog the smartest, most well-behaved dog you've ever owned!

All best  
Michele Welton  
[author@yourpurebredpuppy.com](mailto:author@yourpurebredpuppy.com)